




**QASHQADARYO VILOYATI
STATISTIKA BOSHQARMASI**



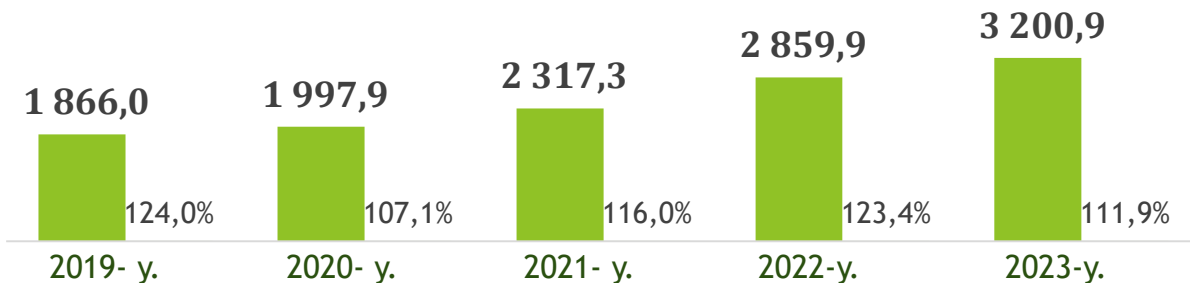
**NOMINAL
HISOBLANGAN
O'RTACHA OYLIK
ISH HAQI**

*qishloq xo'jaligi va kichik tadbirkorlik
subyektlarisiz, dastlabki ma'lumotlar*

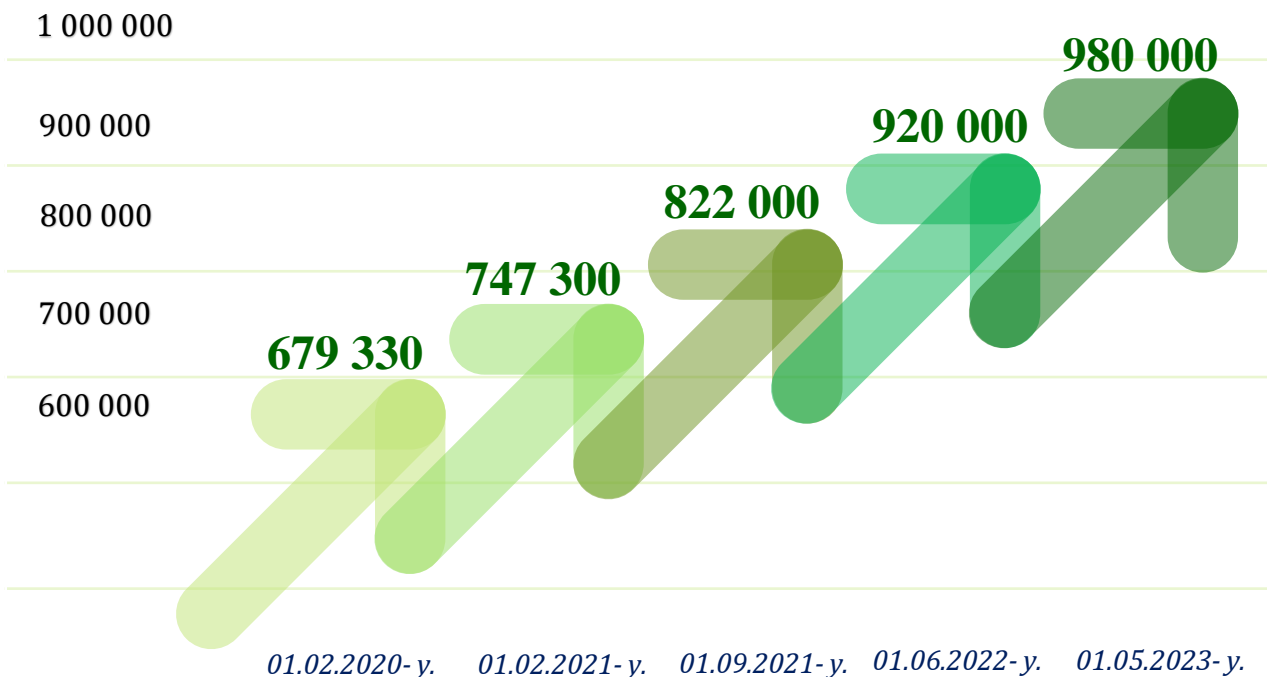
2023 - yil yanvar-sentabr

O'rtacha oylik ish haqining yillar kesimidagi dinamikasi

yanvar-sentabr, o'sish darajasi o'tgan yilning mos davriga nisbatan, ming so'm



Mehnatga haq to'lashning eng kam miqdori dinamikasi, so'mda



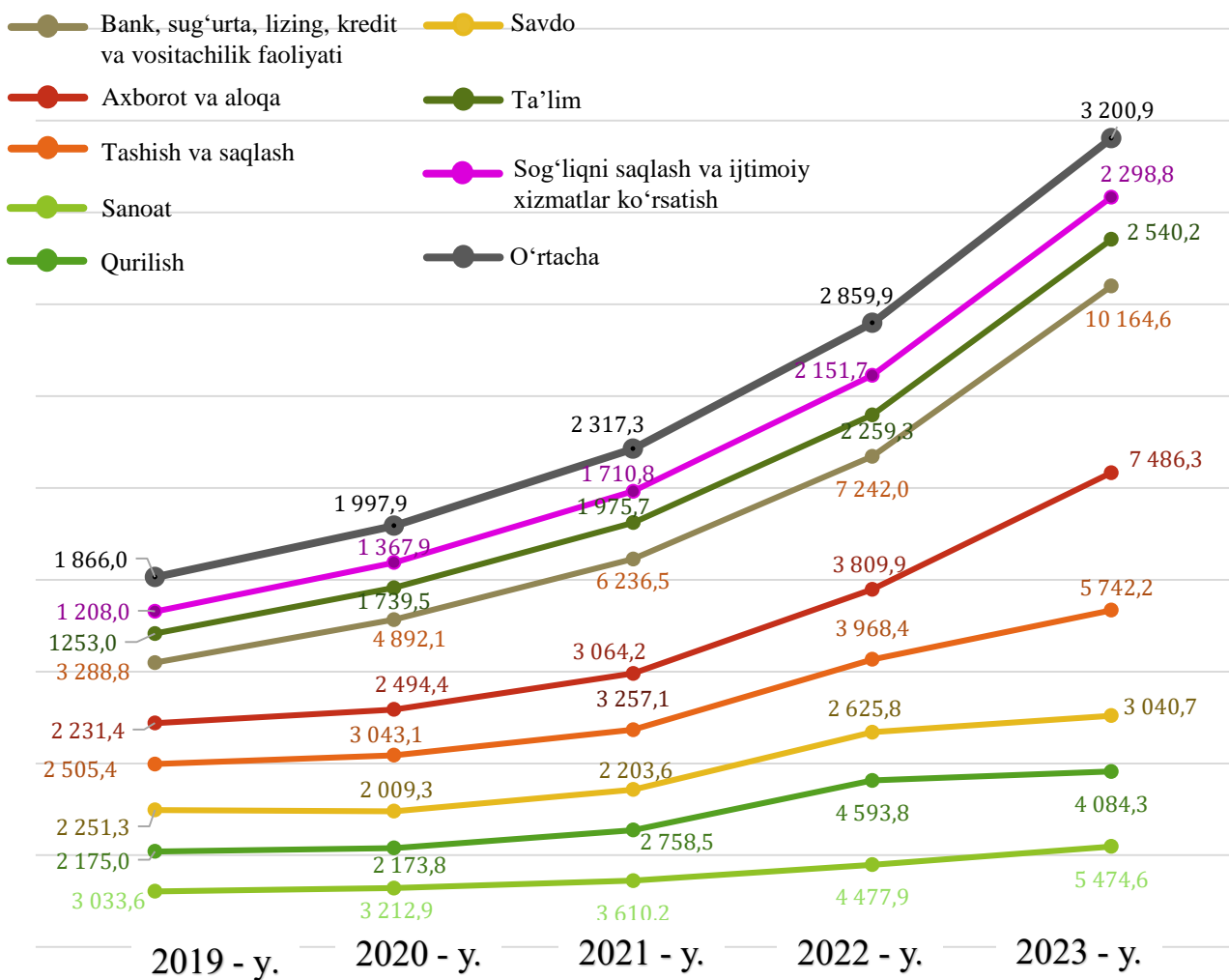
Ma'lumot uchun: Mehnatga haq to'lashning eng kam miqdoriga 2022 - yil 1 - maydan o'zgartirish kiritildi hamda **980,0 ming so'mga** yetkazildi.

2023 - yil yanvar-sentabr oylari uchun o'rtacha oylik ish haqi ko'rsatkichini shakllantirishda qishloq xo'jaligi va kichik tadbirkorlik subyektlari **hisobga olinmagan**, chunki fermer xo'jaliklari hamda kichik tadbirkorlik subyektlari **yilda bir marta** hisobot taqdim etishi belgilangan.

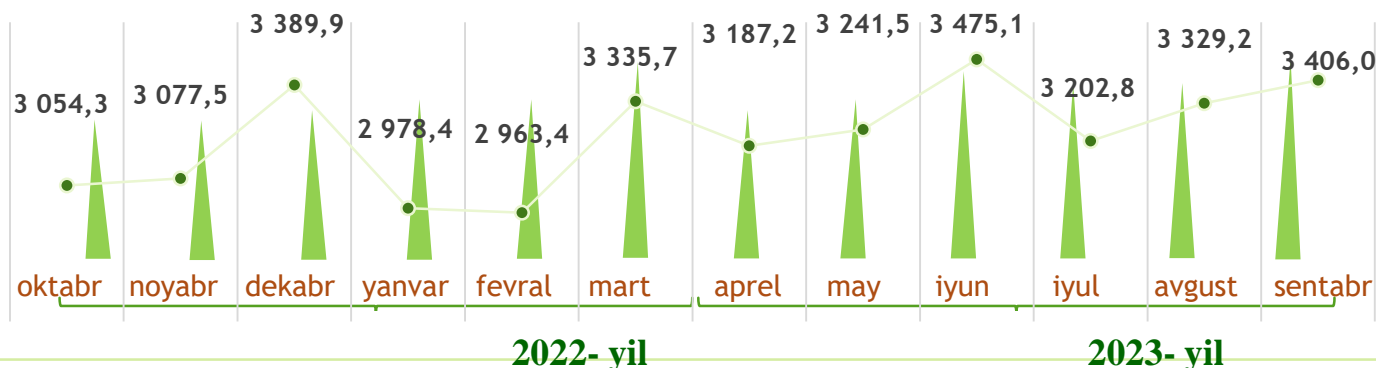
Yuridik shaxs maqomiga ega bo'lgan korxonalar va tashkilotlarda ishlovchi xodimlarning o'rtacha oylik nominal hisoblangan ish haqlari (keyingi o'rinlarda – o'rtacha oylik ish haqi) har bir iqtisodiy faoliyat turlarida turlicha farqlanadi.

O'rtacha oylik nominal hisoblangan ish haqi tarkibiga qo'shimcha to'lovlar, mukofot pullari, rag'batlantiruvchi to'lovlar, kompensatsiya va ishlamagan vaqti uchun to'lovlar, shuningdek, jismoniy shaxslardan olinadigan daromad solig'i va kasaba uyushmasiga ajratmalar kiradi.

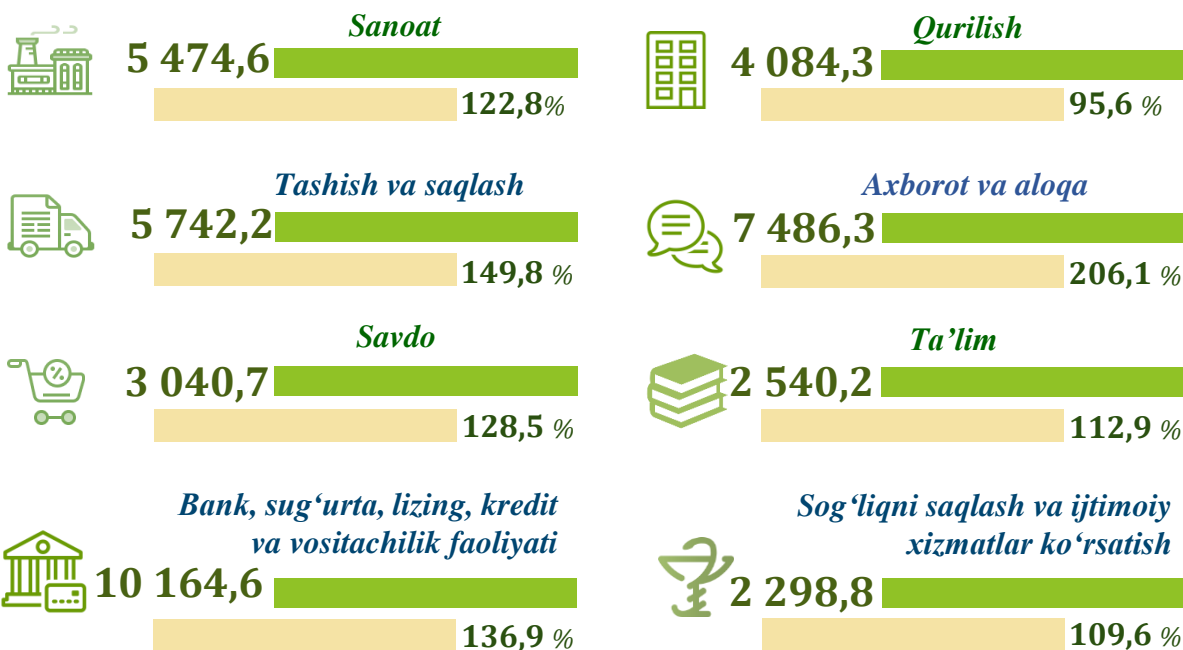
O'rtacha oylik ish haqining tarmoqlar bo'yicha o'zgarish dinamikasi, yanvar-sentabr, ming so'm



2022- 2023- yillarda o'rtacha oylik ish haqining oylar kesimidagi dinamikasi, ming so'm



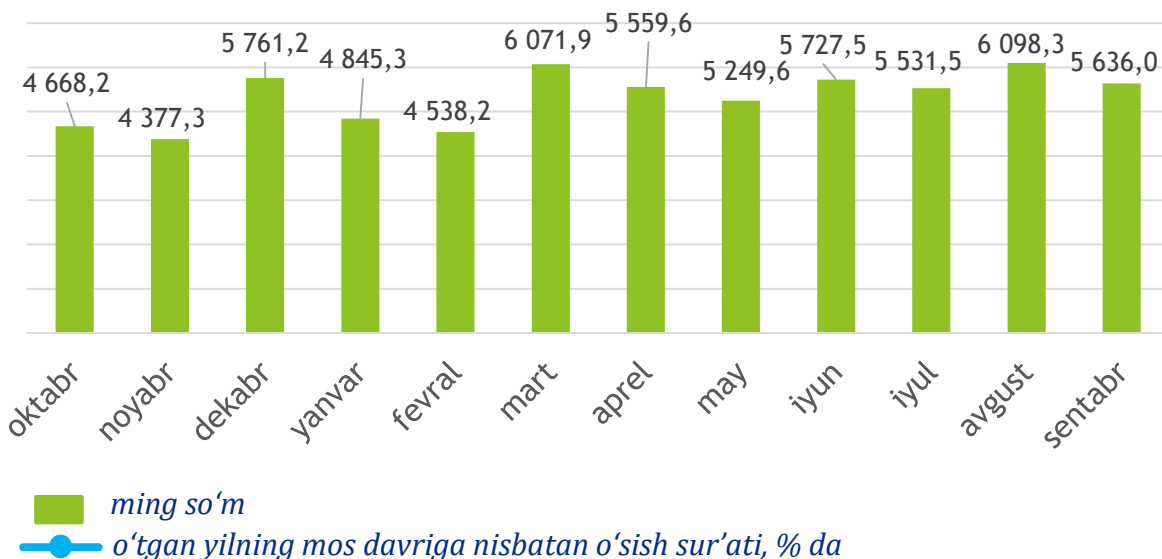
Iqtisodiy faoliyat turlari kesimida o'rtacha oylik ish haqi, ming so'm



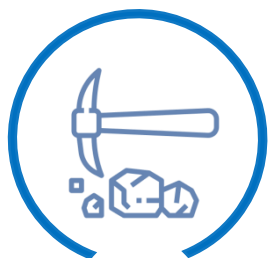
2023 - yil yanvar-sentabr oylarida iqtisodiy faoliyat turlari bo'yicha o'rtacha oylik ish haqining eng baland ko'rsatkichi – Bank, sug'urta, lizing, kredit va vositachilik faoliyati sohasiga to'g'ri kelib, o'tgan yilning mos davriga nisbatan o'sish darajasi **140,4 %** ni tashkil etdi.

Shuningdek, tashish va saqlash sohasi **144,7 %**, savdo sohasi **115,8 %**, sanoat sohasi **122,3 %**, sog'liqni saqlash va ijtimoiy xizmatlar ko'rsatish sohasi **106,8 %** hamda ta'lim sohasida **112,4 %** ga o'sganligini ko'rishimiz mumkin.

SANOAT SOHASIDA O‘RTACHA OYLIK ISH HAQI



Sanoatning asosiy tarmoqlari bo‘yicha o‘rtacha oylik ish haqi, ming so‘m



7 218,6

Tog‘-kon sanoati va
ochiq konlarni ishlash



5 239,4

Ishlab chiqarish
sanoati



2 414,9

Suv bilan ta‘minlash,
kanalizatsiya tizimi,
chiqindilarni yig‘ish
va utilitatsiya qilish

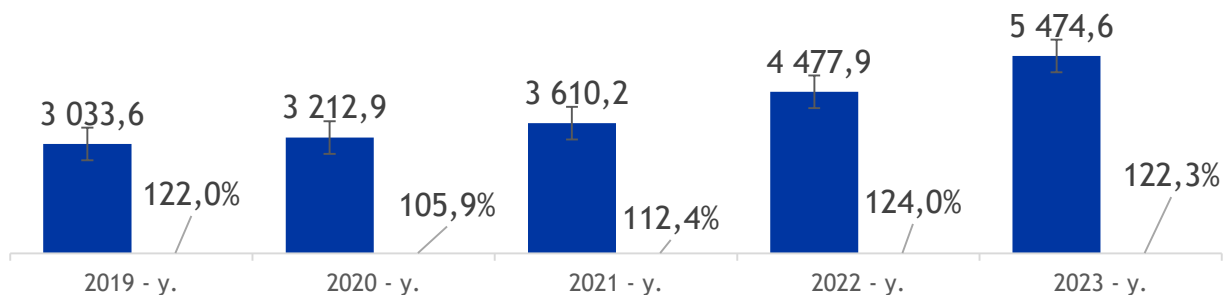


6 824,7

Elektr, gaz, bug‘
bilan ta‘minlash va
havoni konditsiyalash

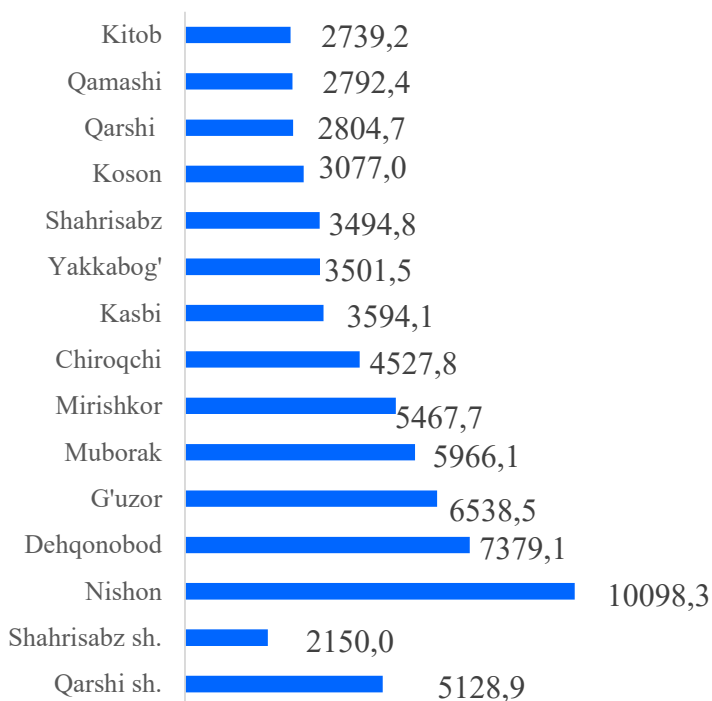
Sanoatning asosiy tarmoqlari bo‘yicha o‘rtacha oylik ish haqining eng yuqori ko‘rsatkichi tog‘-kon sanoati va ochiq konlarni ishlash tarmog‘i (**7 218,6 ming so‘m**), elektr, gaz, bug‘ bilan ta‘minlash va havoni konditsiyalash (**6 824,7 ming so‘m**) hamda ishlab chiqarish sanoati (**5 239,4 ming so‘m**) da kuzatildi.

Sanoat sohasida o'rtacha oylik ish haqining yillar kesimidagi dinamikasi, ming so'm



Sanoat iqtisodiy faoliyat turi bo'yicha o'rtacha oylik ish haqining eng yuqori ko'rsatkichi Nishon tumani (10 098,3 ming so'm), Dehqonobod tumani (7 379,1 ming so'm), G'uzor tumani (6 538,5 ming so'm) Muborak tumani (5 966,1 ming so'm) hamda Chiroqchi tumanida (4 527,8 ming so'm) kuzatildi.

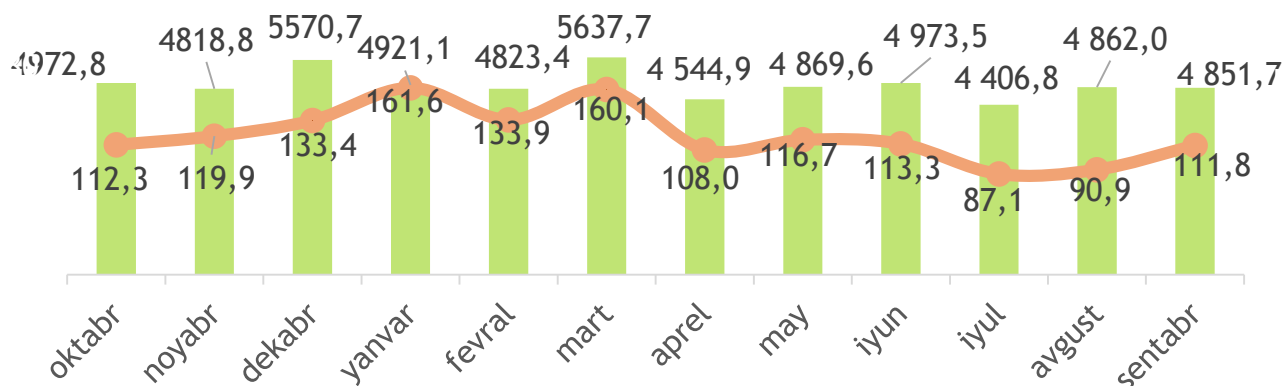
Hududlar kesimida



ming so'm

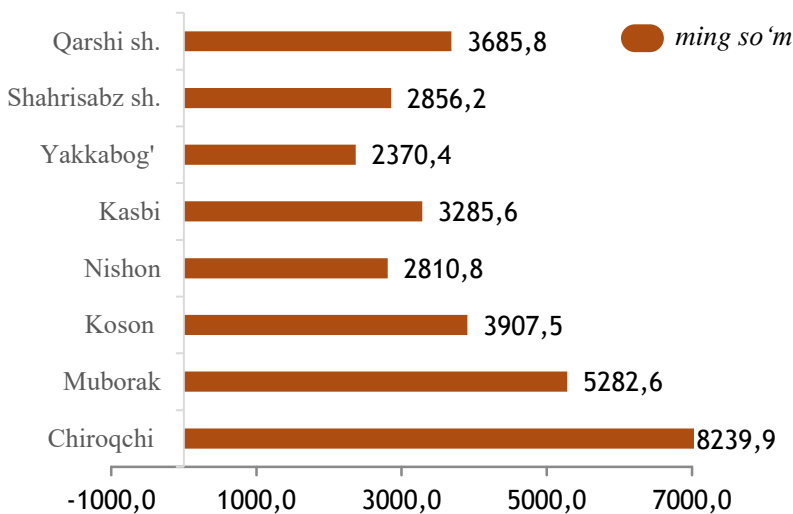


QURILISH SOHASIDA O'RTACHA OYLIK ISH HAQI



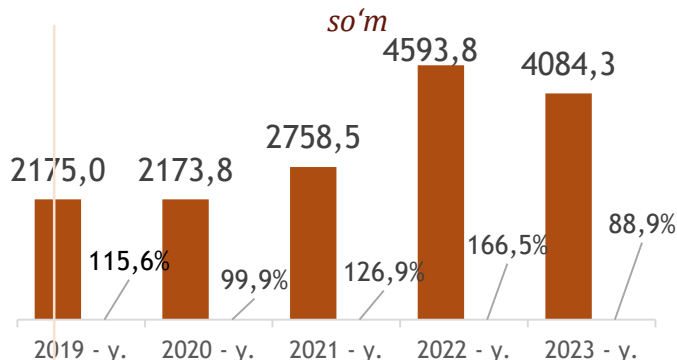
■ ming so'm ● o'tgan yilning mos davriga nisbatan o'sish sur'ati, % da

Hududlar kesimida

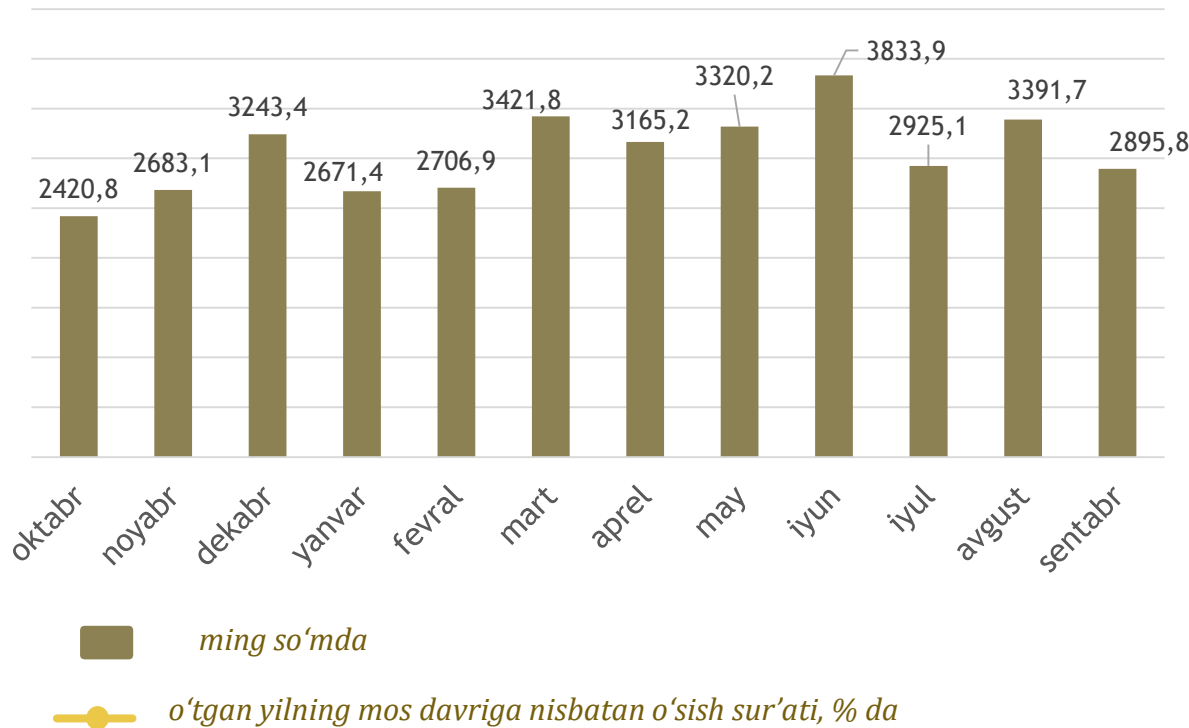


Qurilish faoliyat turi bo'yicha o'rtacha oylik ish haqining eng yuqori ko'rsatkichi Chiroqchi tumani (**8 239,9 ming so'm**) va Muborak tumani (**5 282,6 ming so'm**), Qarshi shahri (**3 685,8 ming so'm**), da qayd etildi.

Qurilish sohasida o'rtacha oylik ish haqining yillar kesimidagi dinamikasi, ming so'm

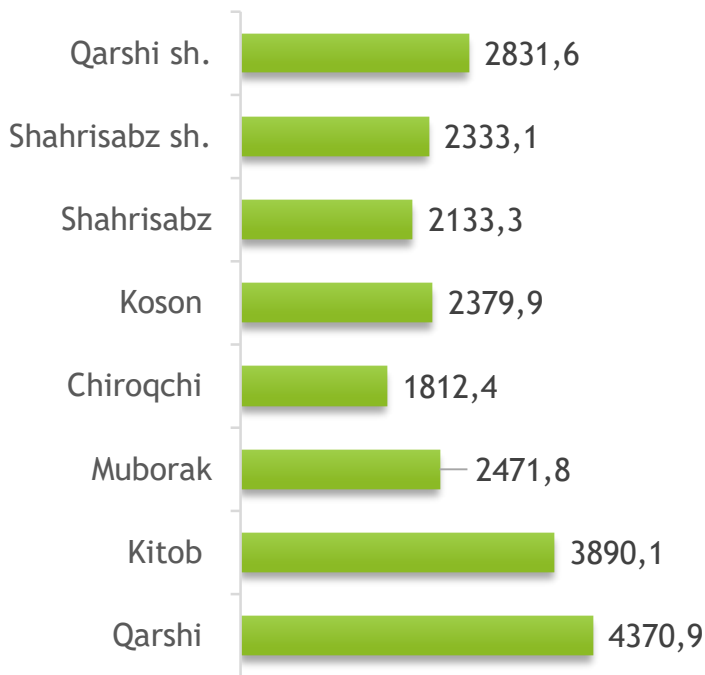


SAVDO SOHASIDA O‘RTACHA OYLIK ISH HAQI



Savdo sohasida 2023- yil davomida o‘rtacha oylik ish haqining eng yuqori ko‘rsatkichi iyun oyi (**3 833,9 ming so‘m**) da bo‘lib, eng past ko‘rsatkich esa yanvar oyi (**2 671,4 ming so‘m**) da kuzatildi.

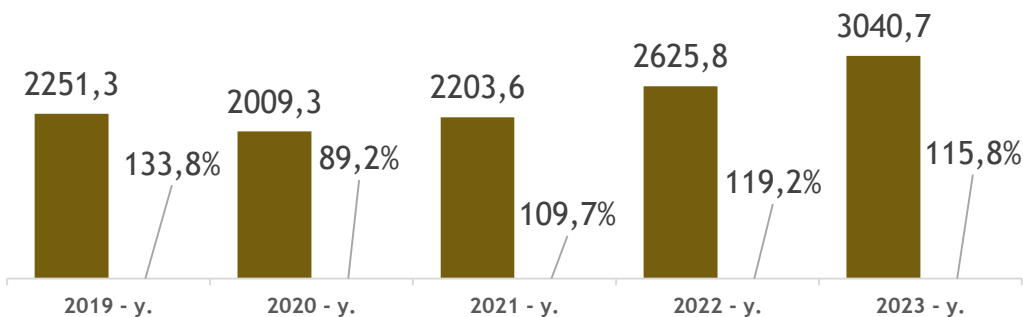
Hududlar kesimida



 ming so'm

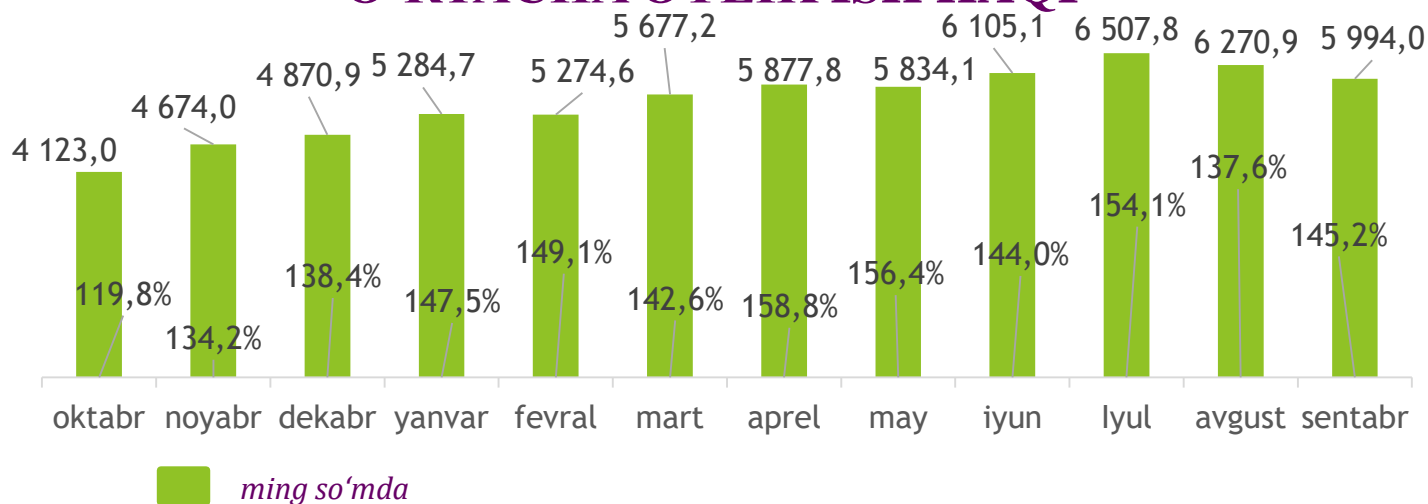


Qashqadaryo viloyatida o'rtacha oylik ish haqining yillar kesimidagi dinamikasi, ming so'm

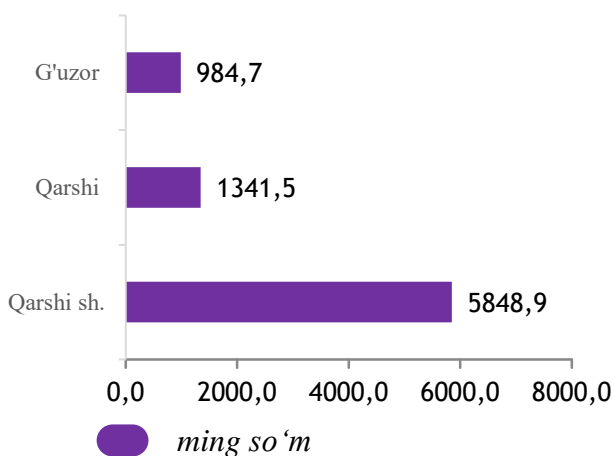


Savdo faoliyat turi bo'yicha o'rtacha oylik ish haqining eng yuqori ko'rsatkichi Qarshi tumani (**4 370,9 ming so'm**), Kitob tumani (**3 890,1 ming so'm**), hamda Muborak tumanida (**2 471,8 ming so'm**) qayd etildi.

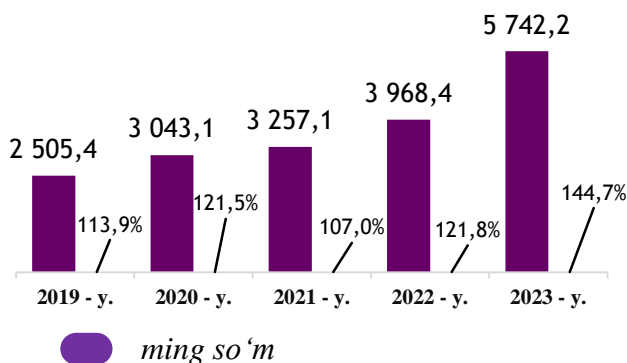
TASHISH VA SAQLASH SOHASIDA O'RTACHA OYLIK ISH HAQI



HUDUDLAR KESIMIDA

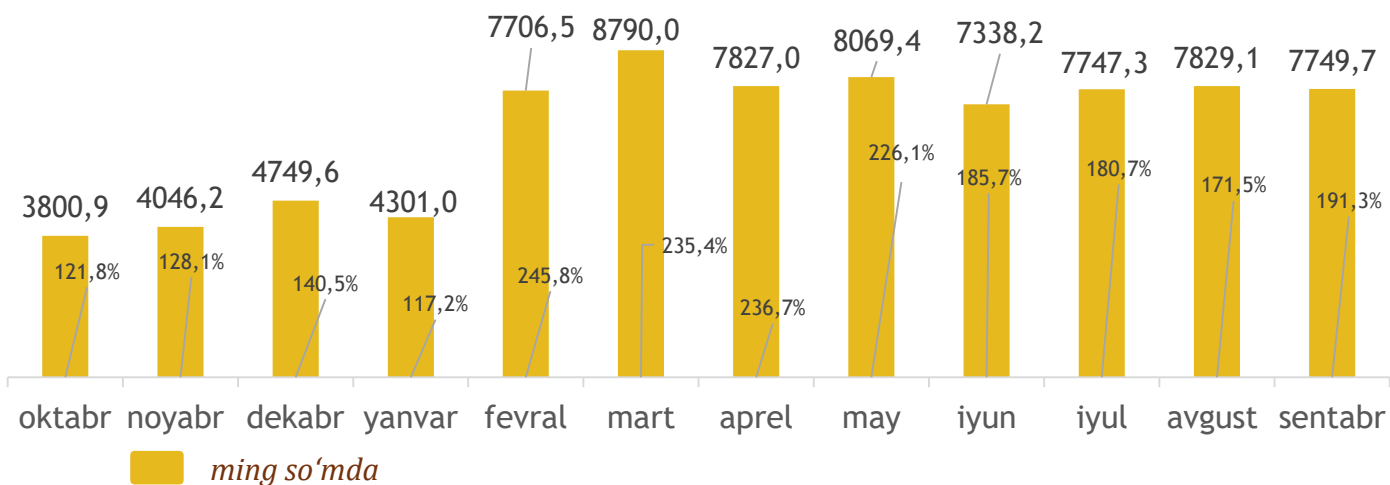


O'rtacha 3 oylik ish haqining yillar kesimidagi dinamikasi, ming so'm

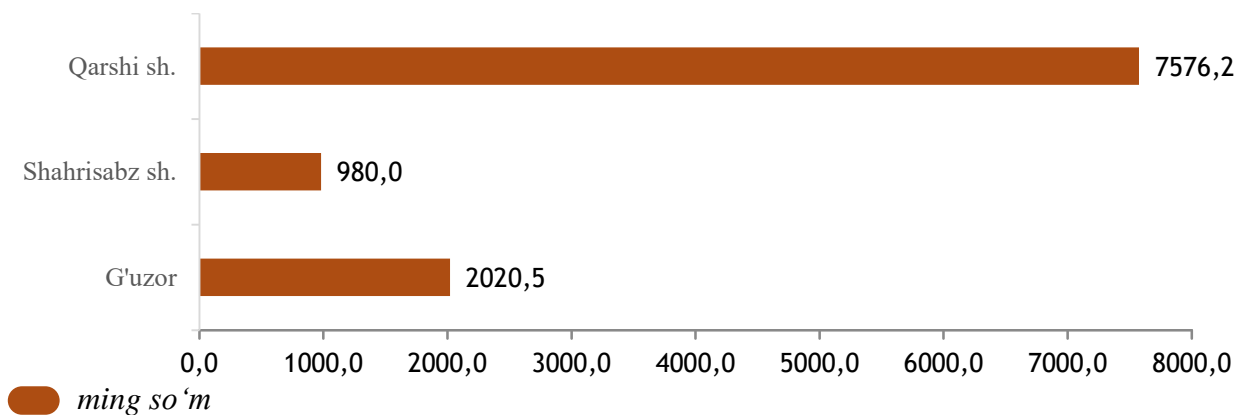


Tashish va saqlash iqtisodiy faoliyat turi bo'yicha o'rtacha oylik ish haqining eng yuqori ko'rsatkichi Qarshi shahrida (**5 848,9 ming so'm**) hamda Qarshi tumani (**1 341,5 ming so'm**) da kuzatildi.

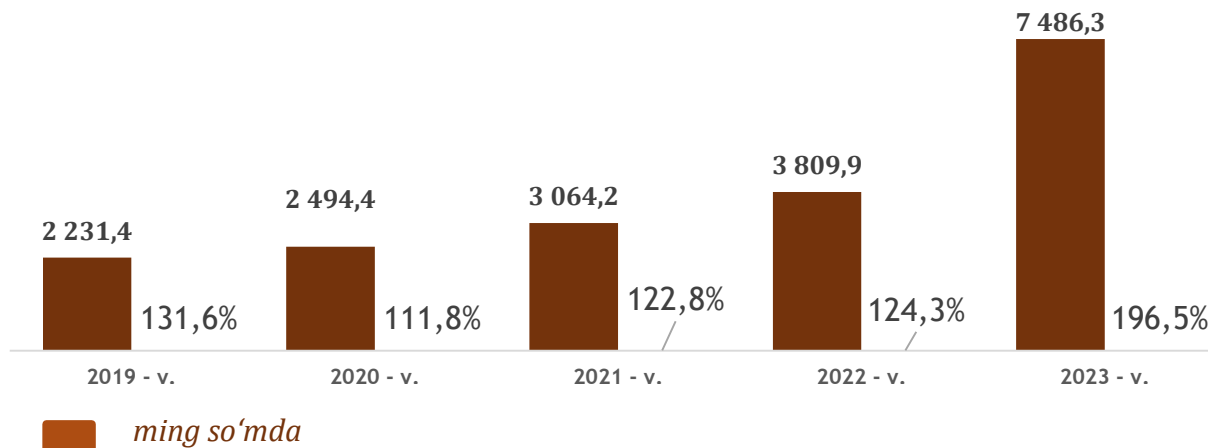
AXBOROT VA ALOQA SOHASIDA O‘RTACHA OYLIK ISH HAQI



Hududlar kesimida

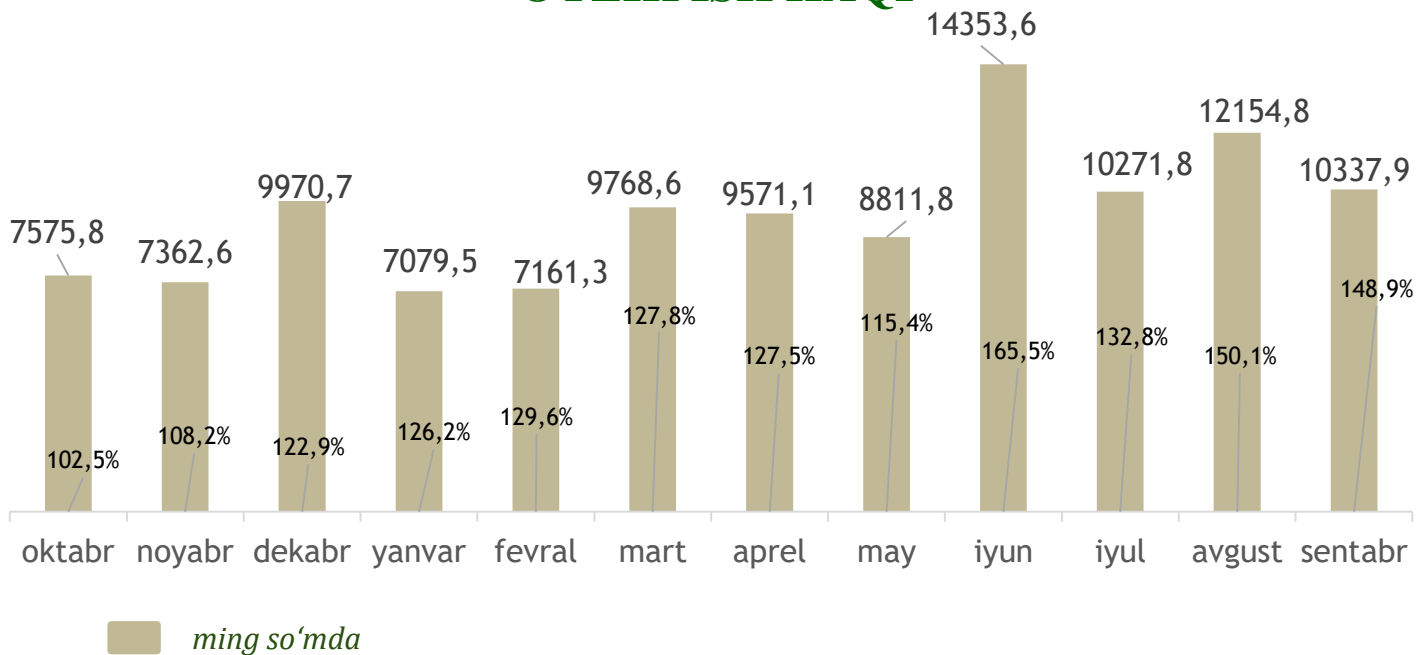


O'rtacha oylik ish haqining yillar kesimidagi dinamikasi, *ming so'm*

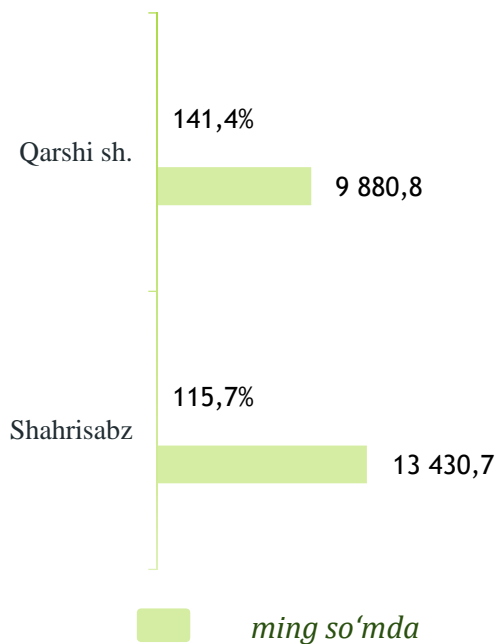


Axborot va aloqa faoliyat turi bo'yicha o'rtacha oylik ish haqining eng yuqori ko'rsatkichi Qarshi shahri (**7 576,2 ming so'm**), G'uzor tumani (**2 020,5 ming so'm**) hamda Shahrhisabz shahri (**980,0 ming so'm**) da kuzatildi.

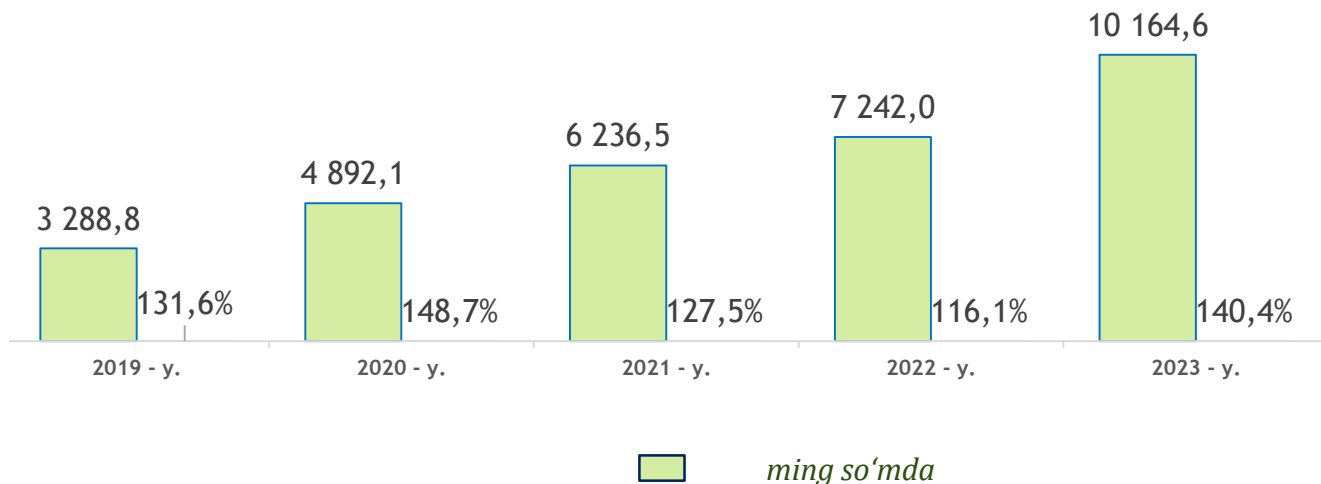
BANK, SUG'URTA, LIZING, KREDIT VA VOSITACHILIK SOHASIDA O'RTACHA OYLIK ISH HAQI



Hududlar kesimida

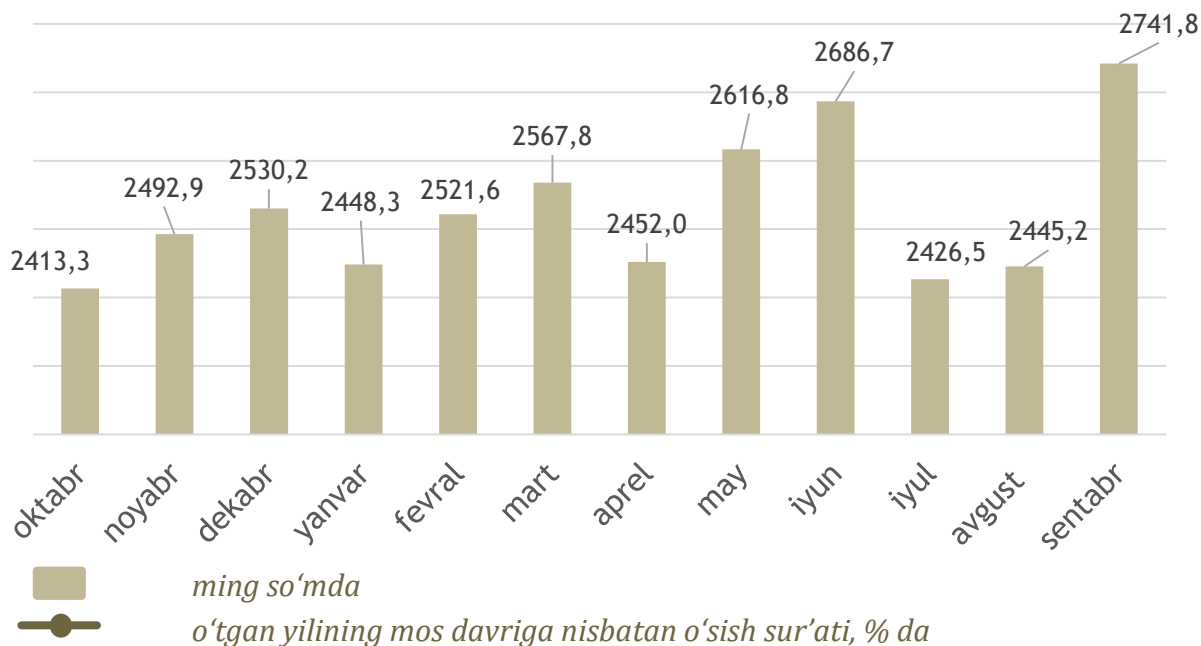


O'rtacha oylik ish haqining yillar kesimidagi dinamikasi, *ming so'm*


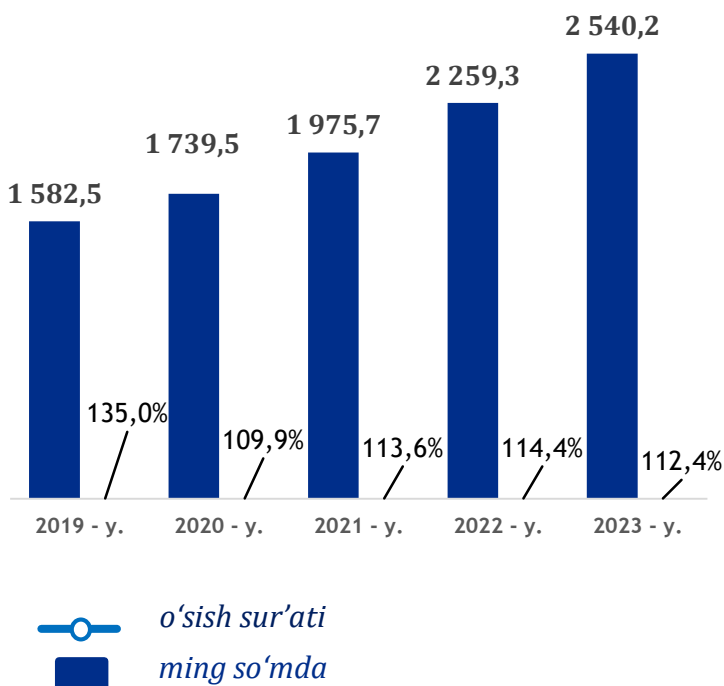


Bank, sug'urta, lizing, kredit va vositachilik faoliyati iqtisodiy faoliyat turi bo'yicha o'rtacha oylik ish haqining ko'rsatkichi Shahrizabz tumanida (**13 430,7 ming so'm**), hamda Qarshi shahri (**9 880,8 ming so'm**), da kuzatildi.

TA'LIM SOHASIDA O'RTACHA OYLIK ISH HAQI



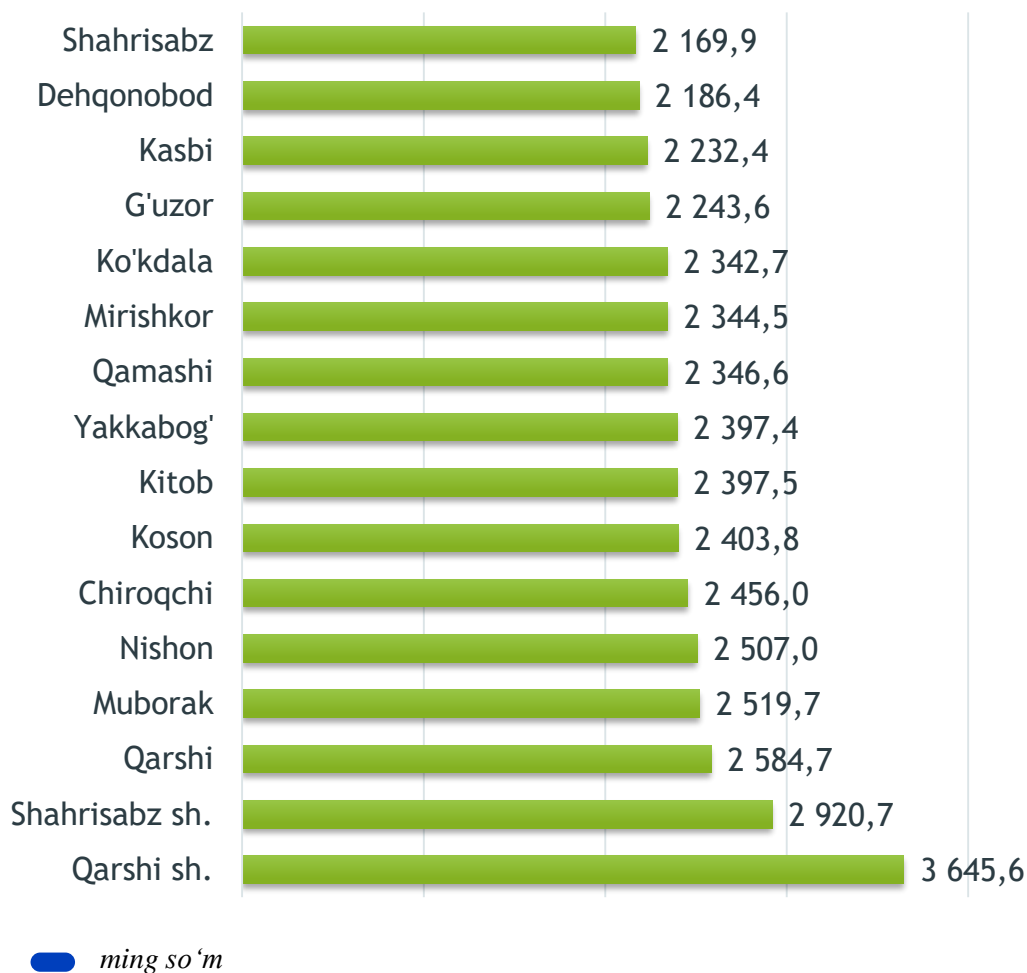
O'rtacha oylik ish haqining yillar kesimidagi dinamikasi, ming so'm



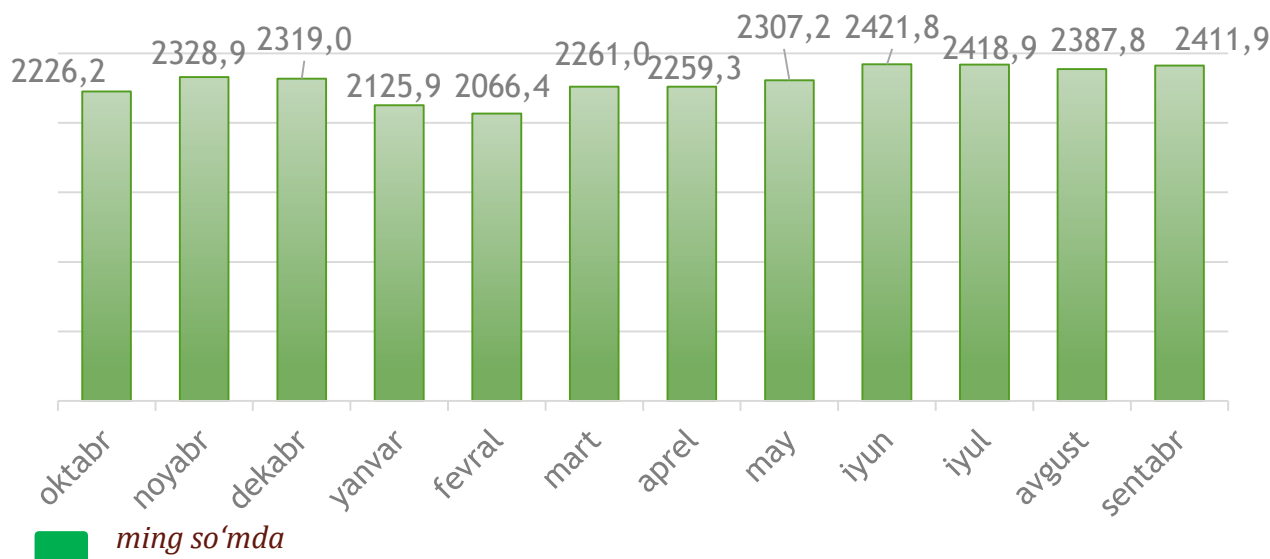
Hududlar kesimida

Ta'lim sohasi bo'yicha bir qator tumanlarda o'rtacha oylik nominal hisoblangan ish haqining viloyat o'rtacha oylik ish haqiga nisbatan yuqori ko'rsatkichi Qarshi shahri (**3 645,6 ming so'm**), Shahrisabz shahri (**2 920,7 ming so'm**), Qarshi tumani (**2 584,7 ming so'm**) da kuzatildi.

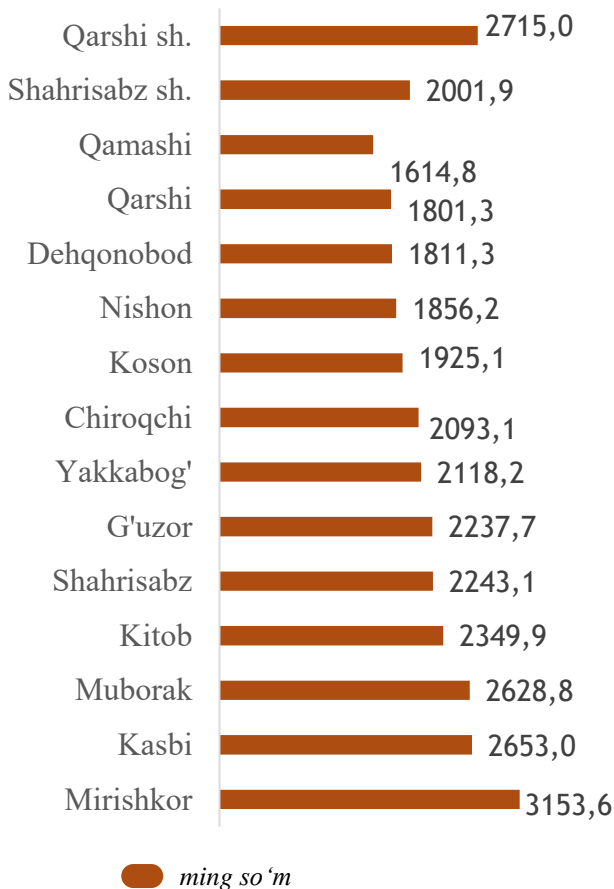
Shu bilan bir qatorda, viloyatning ba'zi tumanlari ta'lim sohasidagi o'rtacha oylik nominal hisoblangan ish haqi ko'rsatkichi viloyat darajasidan past bo'ldi. Dehqonobod tumanida (**2 186,4 ming so'm**), Kasbi tumanida (**2 232,4 ming so'm**), G'uzor tumanida (**2 243,6 ming so'm**), Ko'kdala tumanida (**2 342,7 ming so'm**) hamda Mirishkor tumanida (**2 344,5 ming so'm**) qayd etildi.



SOG‘LIQNI SAQLASH VA IJTIMOIIY XIZMATLAR KO‘RSATISH SOHASIDA O‘RTACHA OYLIK ISH HAQI



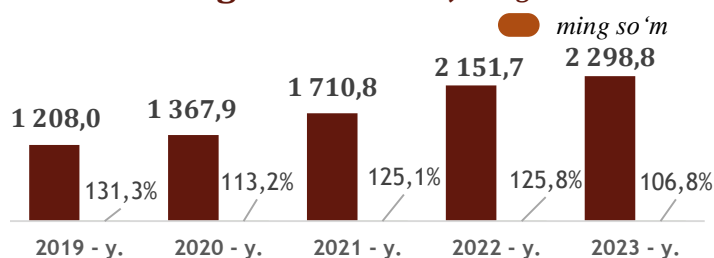
Hududlar kesimida



Sog‘liqni saqlash va ijtimoiy xizmatlar ko‘rsatish bo‘yicha bir qator tumanlarda o‘rtacha oylik nominal hisoblangan ish haqining viloyat o‘rtacha oylik ish haqiga nisbatan yuqori ko‘rsatkichi Mirishkor tumani (**3 153,6 ming so‘m**), Qarshi shahri (**2 715,0 ming so‘m**), Kasbi tumani (**2 653,0 ming so‘m**), da kuzatildi.

Shu bilan bir qatorda, viloyatning ba‘zi tumanlari ta‘lim sohasidagi o‘rtacha oylik nominal hisoblangan ish haqi ko‘rsatkichi viloyat darajasidan past bo‘ldi. Qamashi tumani (**1 614,8 ming so‘m**), Qarshi (**1 801,3 ming so‘m**), hamda Nishon (**1 856,2 ming so‘m**) tumanlarida qayd etildi.

O‘rtacha oylik ish haqining yillar kesimidagi dinamikasi, ming so‘m



DEMOGRAFIYA VA MEHNAT
STATISTIKASI BO'LI MI

Nominal hisoblangan ish haqi – ma'lum bir davr (soat, oy, yil) mobaynida xodim tomonidan ishlab chiqarilgan mahsulot (bajarilgan ish yoki ko'rsatilgan xizmat) evaziga ish beruvchilar tomonidan, amaldagi qonun hujjatlariga asoslangan holda soliq va boshqa to'lovlarni o'z ichiga oluvchi yollanma xodimning mehnatiga haq to'lash tarzida jismoniy shaxsga pul shaklida hisoblangan daromadlardan iborat.



Tel.: (75) 221-15-84